

St. Johns County Continuum of Care

CoC Program Competition Announcement



St. Johns County
Continuum of Care
ENDING HOMELESSNESS TOGETHER

Mission Statement

- The Continuum of Care leads the effort to prevent and end homelessness, bringing together resources and partnerships to make homelessness rare, brief, and one time.

Vision

- Believing that housing is a human right. We envision a community where all people have access to safe, stable, and affordable housing.

What is the CoC Program Competition?

- The Continuum of Care (CoC) Program, promotes a community-wide commitment to the goal of ending homelessness.
- Each year, there is a Notice of Funding Opportunity (NOFO) which is made available by The U.S. Department of Housing and Urban Development (HUD). Local CoCs compete nationally to access federal funds. HUD requires the Collaborative Applicant to complete a consolidated application on behalf of the housing programs and service providers in their CoC.
- Flagler Hospital, and it's role as the Collaborative Applicant, will respond to the annual competition and will release a local competition for project applications.

Funding Availability

- The Annual Renewal Demand (ARD) for St. Johns County CoC is based on last year's awarded projects. The FY 2022 competition has an ARD of **\$168,641** available for eligible applicants.
- HUD also establishes bonus opportunities to increase the ARD each year. This year our ARD has increased by 42%.
- FY 2022 competition has an available CoC Bonus of \$15,225 and a DV Bonus of \$50,000.
- This means that there is potential to increase the ARD for 2023 by 39%
- The Collaborative Applicant will have the opportunity to apply for CoC planning dollars (\$9,135) for the activities conducted through this process.

What type of applications are included in the competition?

- Renewal projects
- New projects through reallocation or CoC bonus (or a combination of the two)
- New projects through DV bonus

| RENEWAL | NEW (reallocation/CoC bonus) | NEW (DV bonus) |
|-----------------------------------------|----------------------------------------------------|----------------------------------------------------|
| HMIS \$85,362 FL0144L4H122114 | Permanent Housing (PSH & RRH) | Rapid Rehousing (PH-RRH) |
| SSO-CE \$33,279 FL0692L4H122104 | Joint TH and Rapid Rehousing | Joint TH and Rapid Rehousing |
| DV Bonus CE \$50,000 FL0903D4H122100 | Supportive Service Only Coordinated Entry (SSO-CE) | Supportive Service Only Coordinated Entry (SSO-CE) |
| | HMIS — <i>(only available to HMIS lead)</i> | |

Guidelines for Renewing Projects

- Meet federal eligibility guidelines
- Show a need for continued service
- Show performance in previous year's scope of work

Guidelines for Reallocating Renewal Projects

- Meet federal eligibility guidelines
- Must detail past performance from previous year's award
- Renewal projects can voluntarily reallocate funds
- Renewal projects can be reallocated involuntarily based on poor performance and/or greater community need



Guidelines for Bonus Projects

- Meet federal eligibility guidelines
- Meet project eligibility requirements
- Meet project quality threshold requirements



Addressing NOFO Priorities (NOFO page 9-11)

1. Ending Homelessness for all Persons

CoCs should identify, engage, and effectively serve all persons experiencing homelessness.

2. Use a Housing First Approach

Housing First prioritizes rapid placement and stabilization in permanent housing and does not have service participation requirements or preconditions.

3. Reducing Unsheltered Homelessness

The number of people experiencing unsheltered homelessness has risen significantly, including a rising number of encampments in many communities across the country.

4. Improving System Performance

Performance measures addressing average length of time homeless episodes, rates of return to homelessness, rates of exit to permanent housing destinations. Determine how effective projects are serving people experiencing homelessness.

5. Partnering with Housing, Health, and Service Agencies

Using cost performance and outcome data, COCs should improve how all available resources are utilized to end homelessness.

6. Racial Equity

In nearly every community, Black, Indigenous, and other people of color are substantially overrepresented in the homeless population.

7. Improving Assistance to LGBTQ+ Individuals

CoCs should address the needs of LGBTQ+, transgender, gender non-conforming, and non-binary individuals and families in their planning processes. CoCs should also consider partnering with organizations with expertise in serving LGBTQ+ populations.

8. Persons with Lived Experience

Encouraging CoCs to include in the local planning process people who are currently experiencing or have formerly experienced homelessness to address homelessness.

9. Increasing Affordable Housing Supply

CoCs should be communicating with jurisdiction leaders about the harmful effects of the lack of affordable housing, and they should engage local leaders about steps that would increase the supply of affordable housing. This FY2022 CoC NOFO awards points to CoCs that take steps to engage local leaders about increasing affordable housing supply.

St. Johns County CoC Priorities

- Annual Gaps Analysis (2021):
 - Enhancing Crisis Response System with PSH
 - Reducing Unsheltered Homeless
 - Special Population Individuals, Chronic Homeless, Domestic Violence
 - Racial Equity
 - Improving System Performance
 - Strategic Utilization of Resources
 - CoC local focus on ending veteran homelessness - “Built for Zero”
- Applications for CoC funds should be driven by both:
 - Project performance & community needs
- Using the annual HMIS and PIT data, the CoC will be able to analyze gaps within the crisis response system.

COMPONENTS OF AN EFFECTIVE
HOUSING CRISIS
Response System



Street Outreach



Coordinated Entry



Prevention



Diversion

Emergency Shelter



Rapid Re-Housing



Permanent Supportive Housing

Project Opportunity by Funding Stream

| PROJECT NAME | NOFO | ESG: STATE | TANF: STATE | CHALLENGE: STATE | STAFFING: STATE |
|-------------------------------------|--------------------------------------------|------------------|-----------------|---------------------|---------------------|
| Street Outreach | N/A | Yes | N/A | Must be in CoC Plan | N/A |
| Coordinated Entry | Yes - Supportive Services Only | N/A | N/A | Must be in CoC Plan | N/A |
| Diversion | N/A | N/A | N/A | Must be in CoC Plan | N/A |
| Emergency Shelter | N/A | Yes | N/A | Must be in CoC Plan | N/A |
| Rapid Re-Housing | Yes | Yes | N/A | Currently Funding | N/A |
| Homeless Prevention | N/A – for high performing communities only | Yes | Yes | Currently Funding | N/A |
| Permanent Supportive Housing | Yes | N/A | N/A | Must be in CoC Plan | N/A |
| Joint Transition & Rapid Re-Housing | Yes | N/A | N/A | Must be in CoC Plan | N/A |
| HMIS Lead | Yes | N/A | N/A | Currently Funding | N/A |
| CoC Lead | Yes – set amount | N/A | N/A | Must be in CoC Plan | Yes |
| FY2022 GRANT TOTALS | \$168,641 | \$226,000 | \$32,250 | \$86,000 | \$107,142.85 |

NOFO Funding History

| PROJECT NAME | AGENCY | PROJECT TYPE | FY 2018 | FY 2019 | FY 2020 | FY 2021 |
|--------------------------------------|----------------------|--------------|-----------------------|-----------------------|-----------------------|---------------------------------|
| Domestic Violence | Betty Griffin Center | SSO:CE | NEW \$5,000 | Reallocated | - | - |
| HMIS | Flagler Hospital | HMIS | RENEWAL - \$62,790 | RENEWAL - \$85,362 | RENEWAL - \$85,362 | RENEWAL - \$85,362 |
| Housing Navigator | Flagler Hospital | SSO:CE | RENEWAL - \$40,852 | RENEWAL - \$33,279 | RENEWAL - \$33,279 | RENEWAL \$33,279 |
| Rapid Re-Housing | Social Services | PH-RRH | RENEWAL - \$17,572 | Reallocated | - | - |
| Planning (excluded from competition) | Flagler Hospital | - | PLANNING - \$7,093 | PLANNING - \$7,393 | PLANNING - \$8,332 | PLANNING- \$9,464 |
| Domestic Violence | Flagler Hospital | SSO: CE | - | - | - | NEW DV BONUS CE- \$50,000 |
| TOTAL COMPETITION | | | \$126,214 | \$118,641 | \$118,641 | \$178,105 |

Timeline

| Task | Date |
|-----------------------------------------------------------------------------------------------------------------------------------------------------------|------------------------------------|
| NOFO Released by HUD | MONDAY 8/1/22 |
| General Membership Meeting – funding opportunity planning announcement, information session scheduled | WEDNESDAY 8/10/22 |
| Score card and policy/procedures sent to Board for review | FRIDAY 8/12/22 |
| Board feedback/vote on score card/policies/procedures | MONDAY 8/15/22 |
| Local Application Public Release | MONDAY 8/15/22 |
| NOFO Info Session for interested applicants | TUESDAY 8/16/22 |
| Project Applications due in E-Snaps (LOCAL COMPETITION DEADLINE) | TUESDAY 8/30/22 BY 8:00PM |
| Scoring and Review Committee application review | WEDNESDAY 8/31/22 – TUESDAY 9/6/22 |
| Scoring and Review Committee meeting to rank project applications and finalize Priority Listing | WEDNESDAY 9/7/22 |
| Scoring and Review Committee recommendations sent to CoC Board for review | THURSDAY 9/8/22 |
| CoC Board to approve rankings and Priority Listing | FRIDAY 9/9/22 BY 5:00PM |
| Project Applicants notified in writing of application rankings, rejections, reductions. Priority Listing available for distribution and public posting. | WEDNESDAY 9/14/22 |
| Public Posting at least 2 days before the FY 2022 CoC Program Competition application submission deadline - all parts of the CoC Consolidated Application | WEDNESDAY 9/28/22 |
| Local Deadline for CoC Consolidated Application and Priority Listing in E-Snaps | WEDNESDAY 9/28/22 |
| HUD Deadline for CoC Consolidated Application and Priority Listing in E-Snaps | FRIDAY 9/30/2022 BY 8:00PM |

What's Next?

- Identify strategic way to increase the ARD from \$168,641 to \$233,866.
- Identify strategic way to address gaps in the community throughout all funding streams.
- Identify strategic way to increase potential funding opportunities.

GAPS BY THE NUMBERS



St. Johns County
Continuum of Care

ENDING HOMELESSNESS TOGETHER

2022 PIT and HIC Data

↓ 61%

Of the homeless population are individuals

42% ↑

Of CoC beds were dedicated to homeless individuals

58% ↓

Of CoC beds were dedicated to homeless families

39% ↑

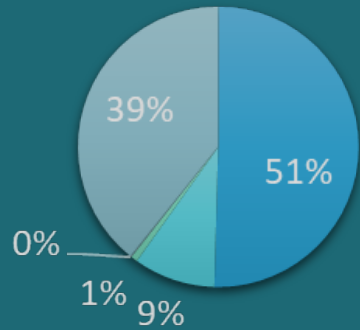
Of the homeless population are families

0% =

Of the CoC beds are considered Permanent Supportive Housing

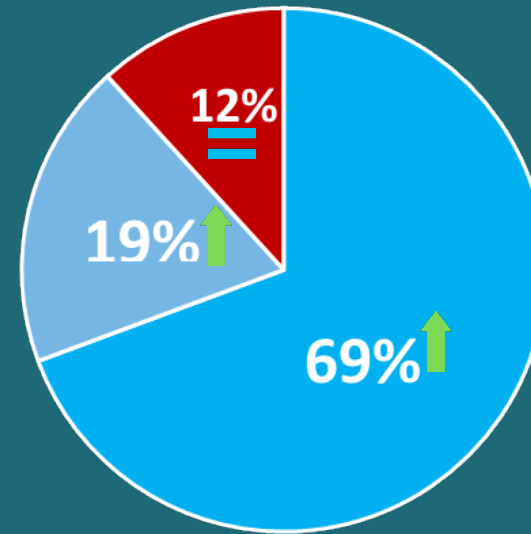
Comparison of 2020 AHP and 2022 PIT

Annual 2020 Primary Living Situation



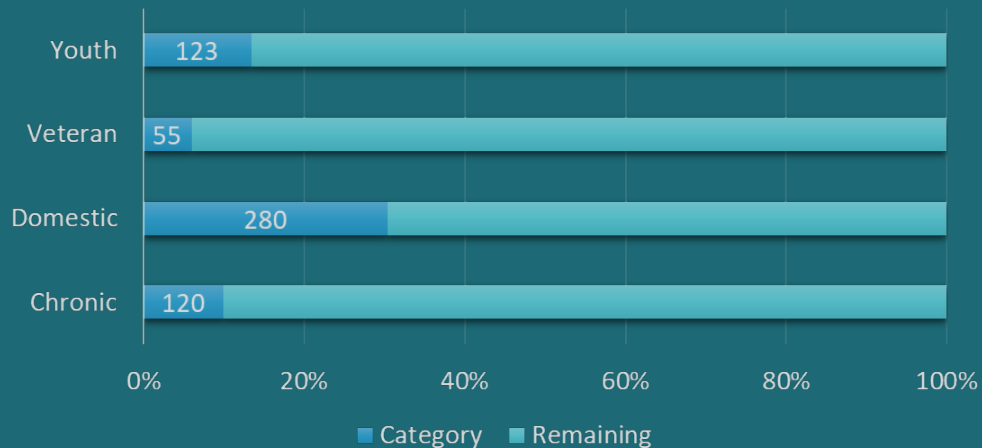
- Unsheltered
- Emergency Shelter
- Transitional Housing
- Rapid Housing
- Other

Primary Living Situation

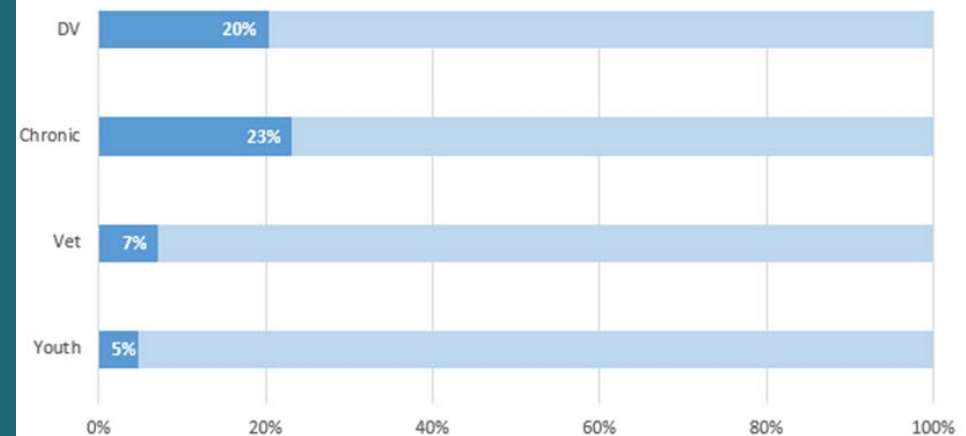


- Unsheltered
- Emergency Shelter
- Transitional Housing

2020 Annual Special Population



PIT Special Population



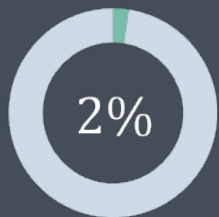
Year 2021 QBNL Demographics

This represents the need of housing throughout the homeless programs:

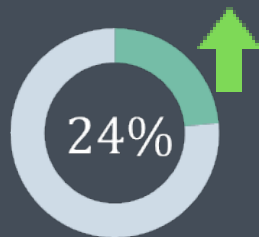
- Those who are living in shelter – *currently homeless (in need of relocation)*
- Those living in transitional housing – *currently homeless (in need of relocation)*
- Those living unsheltered, located by street outreach – *currently unsheltered (in need of relocation)*
- Those in the CE housing process – *homeless and engaged with caseworker seeking housing relocation*

All programs listed represent a quality by name list where the CE housing process represents a bnl of those who are actively engaged seeking assistance.

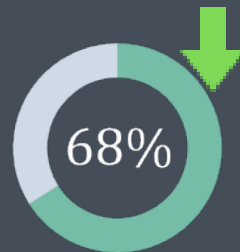
American Indian



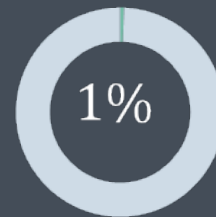
Black or African American



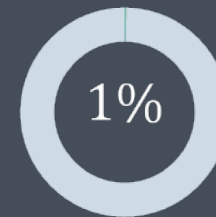
White



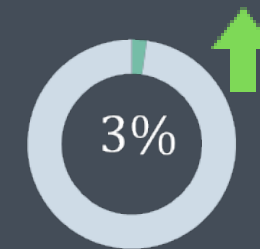
Asian



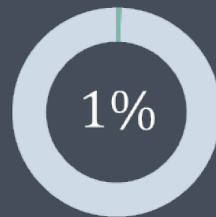
Native Hawaiian or Pacific Islander



Multi Race



Unknown



Demographics Through the System

| Race | County +/- 10% | QBNL 2020 | BNL 2020 | RRH 2021 | Housed In 2022 |
|-------|----------------|-----------|----------|----------|----------------|
| AI/AN | - | 2% | 3% | 1% | 1% |
| BLK | 5% | 22% | 21% | 25% | 23% |
| NH/PI | - | 1% | 1% | 1% | - |
| A | 3% | 1% | - | - | - |
| WH | 83% | 71% | 73% | 65% | 70% |
| MUL | 2% | 2% | 1% | 8% | 6% |
| UN | | 1% | 1% | | - |

As you compare the county wide demographics to the system wide demographics, there is a disparity in those who are homeless.

Year 2021 Coordinated Entry Housing Need

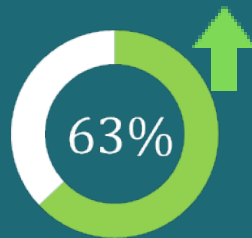
The coordinated housing process is a way to obtain resources for those seeking housing crisis assistance. The CoC assessed 442 people for housing crisis assistance.

- Of those assessed, 73% were considered to be literally homeless.
- Over 60% of the 71% are living unsheltered.
- 330 people are potential candidates for the RRH program.
- *87% of the RRH candidates are individuals.*



153 people were enrolled into the RRH program.
That's 46% of the 330 RRH candidates.

Successful housing placement occurs most within families & children.
These numbers represent those regardless of exit.



Permanently Housed
through RRH



Individuals



Families

Total who exited the program: 123 people

Coordinated Entry and RRH Take Away

- In 2021, 442 people were assessed for housing assistance, of those assessed:
 - 18% potential candidates for PSH * *chronically homeless and has a disabling condition*
 - 54% of adults score vulnerable enough for PSH type services (intensive case management needed in order to reach self-sufficiency) * *does not mean eligible for PSH*
 - 28% of adults express a history of DV, where 11% express they are actively fleeing
 - 7% of adults are considered to be youth seeking housing
- In 2021, 153 people were enrolled in a Rapid Re-Housing Program, of those enrolled:
 - Singles are the majority of those seeking help through CE, yet families with children are primarily served in RRH.
 - Why is there a greater success for housing families with children?
 - Is this a housing issue as in size or a need for programs to support the level of need for the individuals?
 - 32% of those eligible for RRH, don't make it through for assistance.
 - This could be due to the high need of a vulnerable population where RRH is intended to serve a more moderate population.

2021 CRISIS RESPONSE SYSTEM

Total People Served:
1,184

Total Served By Project Type

Total Adults Served:
936



Total Served By Categories



Resource Information

- Visit the [CoC NOFA page on the St. Johns County CoC website](#) for:
 - Q&A Document (coming soon)
 - Scoring, Rating and Review Procedures
 - Instructions for Submission of Project Applications
 - Score Cards & Supplemental Questions
 - Timeline
 - Powerpoint Presentation
- For ARD reports, detailed instructions and navigational Guides visit the [HUD CoC Program page](#)
- Questions regarding data Austin.Burns@flaglerhealth.org
- Questions regarding application Lindsey.Rodea@flaglerhealth.org